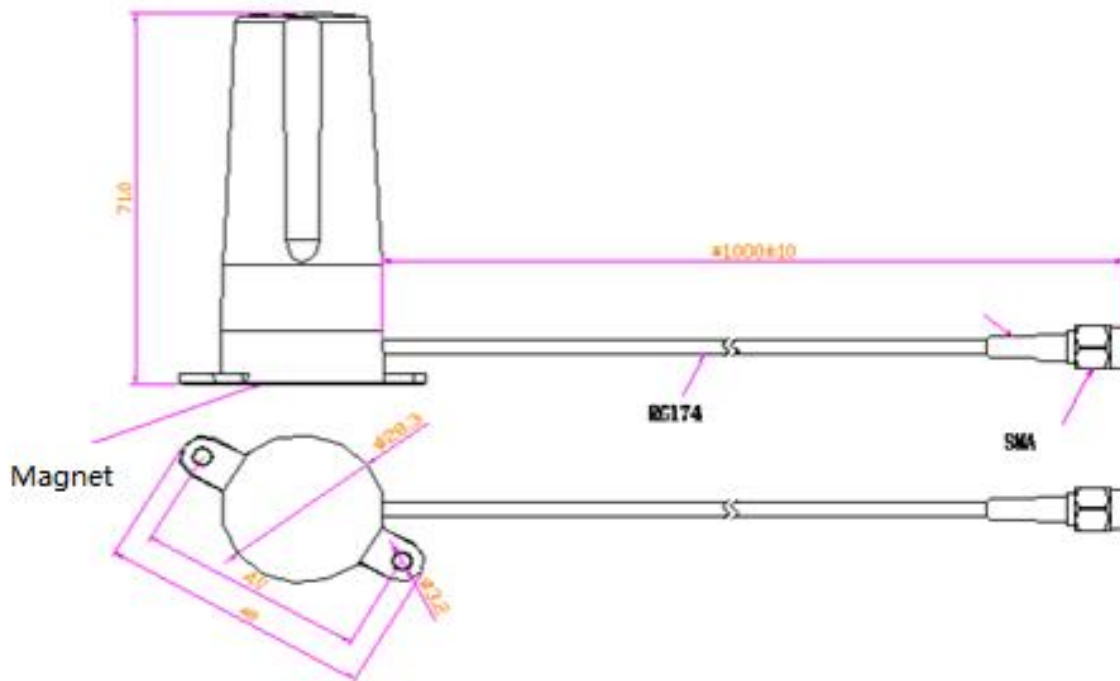


Maswell Cellular Antenna 5G 4G WiFi6 Magnet and Screw Mount

AN_5G_095-Magnet



Mechanical Dimension



Maswell Cellular Antenna 5G 4G WiFi6 Magnet and Screw Mount

AN_5G_095-Magnet

Specifications

Item	Specifications	
Antenna	Frequency Range	600-960/1710-6000MHz
	Polarization	Linear
	Gain	6dBi Maximum
	V.S.W.R	<2
	Impedance	50Ω
	Dimension	71 *48 *28.3mm
Mechanical	Cable	RG174 (1.5M or customised)
	Connector	SMA
	Radome Material	ABS
	Mounting Method	Magnet mount +Screw Hole
Environmental	Operating Temperature	-40°C~+85°C
	Relative Humidity	Up to 95%
	Waterproof	IP65
	Vibration	10 to 55Hz with 1.5mm amplitude 2hours
	Environmentally Friendly	ROHS Compliant
	UV Stabilized	YES

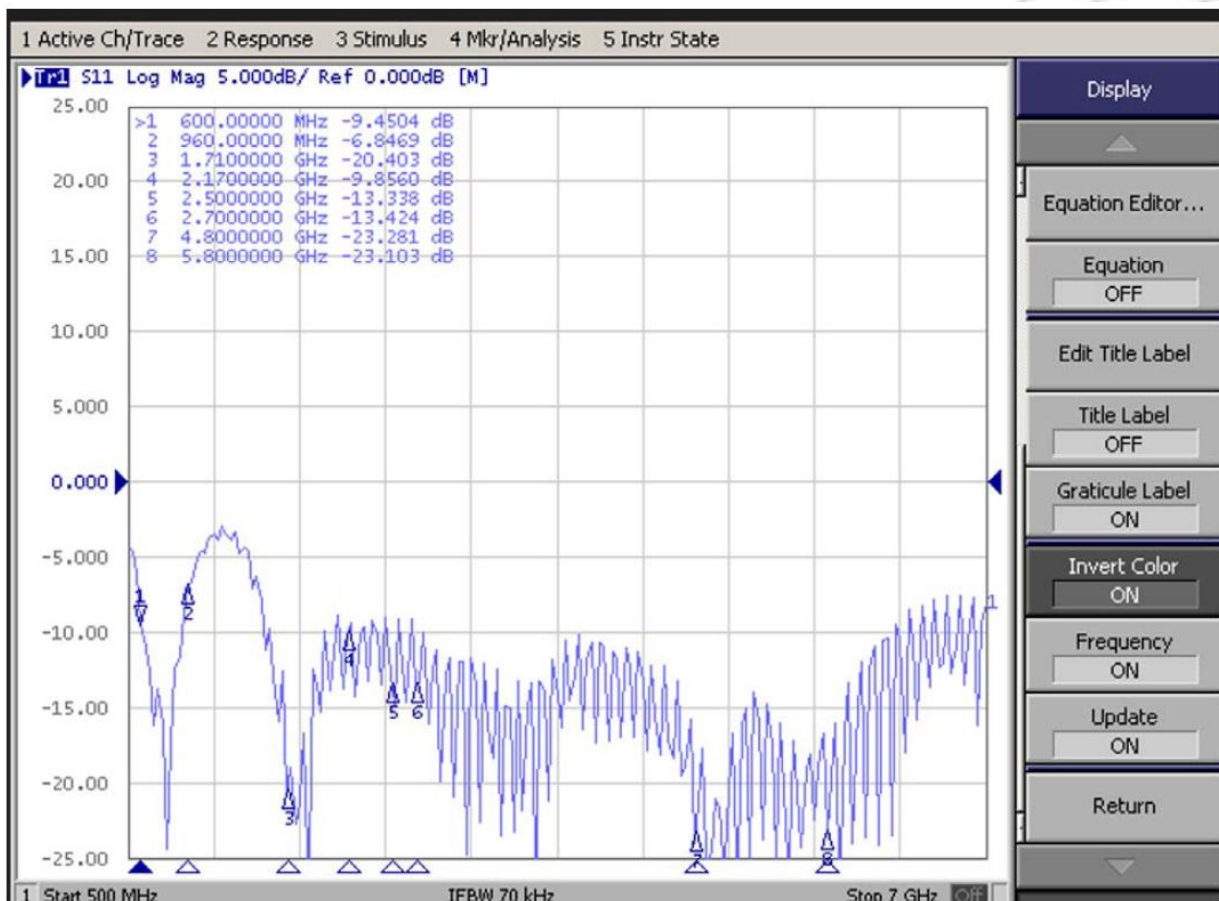
Installation Guide

- ❖ Please install the antenna on a metal surface for magnet installation.
- ❖ The recommended metal plane for this antenna is 12cm X 12cm

Maswell Cellular Antenna 5G 4G WiFi6 Magnet and Screw Mount

AN_5G_095-Magnet

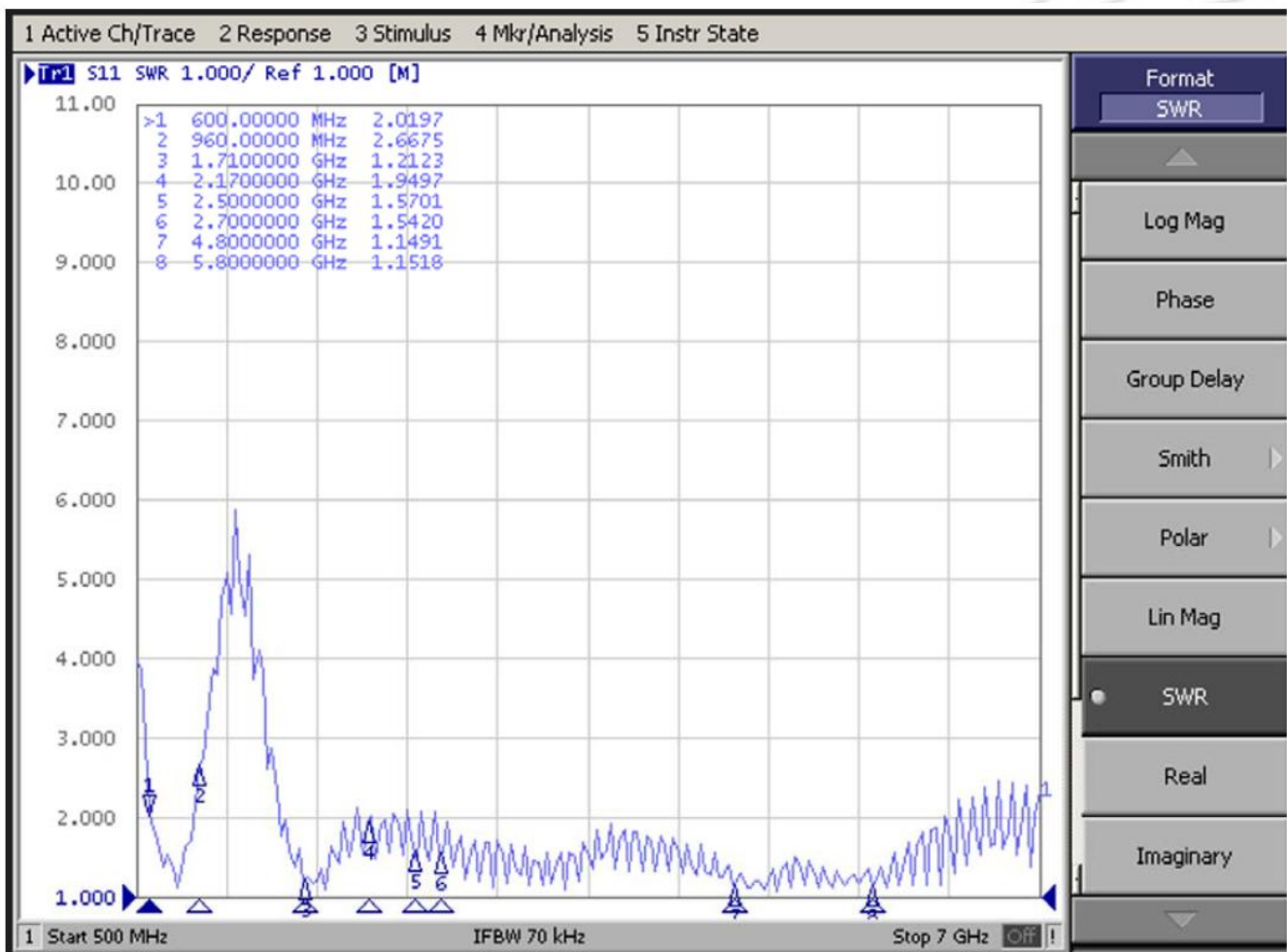
Measured Results S11



Maswell Cellular Antenna 5G 4G WiFi6 Magnet and Screw Mount

AN_5G_095-Magnet

Measured Results VSWR



Maswell Cellular Antenna 5G 4G WiFi6 Magnet and Screw Mount

AN_5G_095-Magnet

Measured Gain Performances

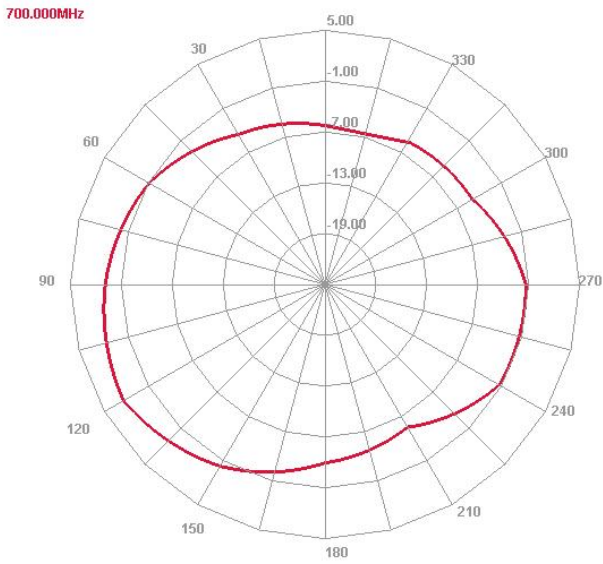
Passive Test For 600-6000			Passive Test For 600-6000			Passive Test For 600-6000		
Freq (MHz)	Effi (%)	Gain (dBi)						
600	24.18	-1.98	2300	59.35	4.23	4150	79.19	5.15
650	28.66	-2.64	2350	63.99	4.7	4200	74.83	4.82
700	38.42	-0.03	2400	63.95	4.55	4250	74.42	4.58
750	56.43	-0.28	2450	59.72	4.65	4300	73.49	4.69
800	62.93	2.3	2500	64.69	4.45	4350	68.53	4.32
850	59.67	0.41	2550	60.8	4.11	4400	70.95	4.43
900	56.84	0.89	2600	57.3	4.05	4450	68.01	4.15
950	46.23	0.78	2650	55.94	3.94	4500	70.9	4.33
1000	48	2.11	2700	51.22	3.52	4550	69.68	4.22
1050	54.69	3.47	2750	47.38	3.43	4600	63.7	3.89
1100	45.41	2.14	2800	61.15	4.92	4650	65.16	4.09
1150	31.19	0.45	2850	56.43	5.05	4700	64.52	4.12
1200	24.71	-2.53	2900	51.58	4.85	4750	60.22	4.02
1250	22.83	-3.22	2950	50.25	5.12	4800	62.13	4.31
1300	20.94	-3.43	3000	49.22	5.07	4850	56.51	3.93
1350	24.62	-1.49	3050	49.62	5.15	4900	55.12	3.86
1400	28.01	-0.77	3100	54.6	5.55	4950	51.97	3.56
1450	40.75	0.16	3150	54.15	5.25	5000	51.65	3.44
1500	39.39	-0.8	3200	60.86	5.69	5050	46.26	2.77
1550	43.11	-0.65	3250	66.65	6.15	5100	47.85	2.76
1600	50.35	1.08	3300	71.28	6.33	5150	45.8	2.27
1650	54.81	0.94	3350	78.36	6.39	5200	44.69	2.01
1700	46.27	1.52	3400	78.3	6.09	5250	49.25	2.39
1750	47.97	0.75	3450	74.56	5.66	5300	49.25	2.45
1800	47.78	1.03	3500	68.58	5.35	5350	53.34	3
1850	53.33	1.81	3550	65.7	5.11	5400	55.58	3.25
1900	66.26	3.26	3600	68.4	5.36	5450	52.45	3.19
1950	66.14	4.01	3650	68.61	5.37	5500	51.66	3.28
2000	64	3.87	3700	62.37	4.67	5550	52.37	3.65
2050	65.18	4.29	3750	62.4	4.66	5600	52.08	3.7
2100	68.07	4.56	3800	58.95	4.59	5650	53.99	3.85
2150	52.51	3.63	3850	62.41	4.72	5700	55.02	4.1
2200	51.88	3.52	3900	68.67	5.11	5750	56.92	4.23
2250	55.44	3.62	3950	70.61	5.17	5800	54.19	4.15
			4000	77.22	5.36	5850	56.85	4.46
			4050	76.74	5.24	5900	51.74	4.17
			4100	76.44	5.11	5950	65.46	5.12
						6000	62.48	4.29

Maswell Cellular Antenna 5G 4G WiFi6 Magnet and Screw Mount

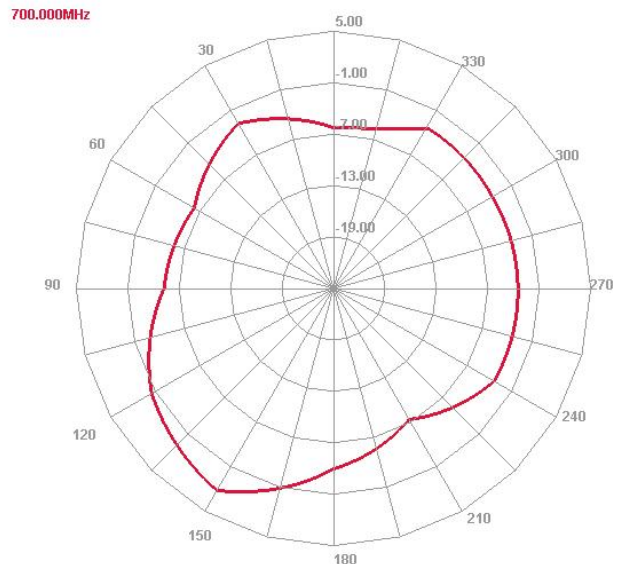
AN_5G_095-Magnet

700MHz

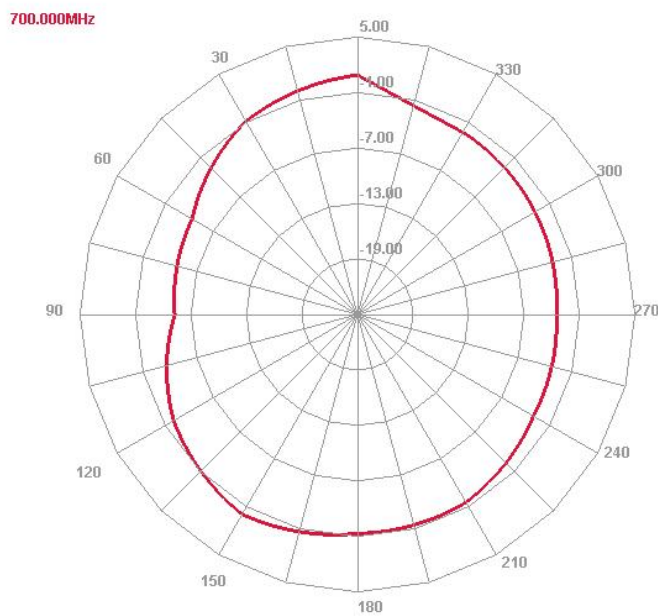
E1 Face



E2 Face



Horizontal



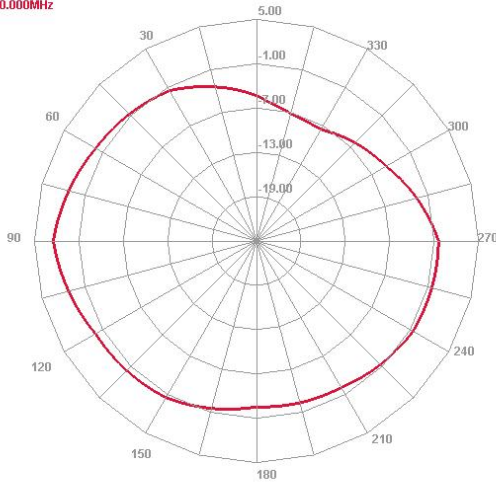
Maswell Cellular Antenna 5G 4G WiFi6
Magnet and Screw Mount

AN_5G_095-Magnet

1800MHz

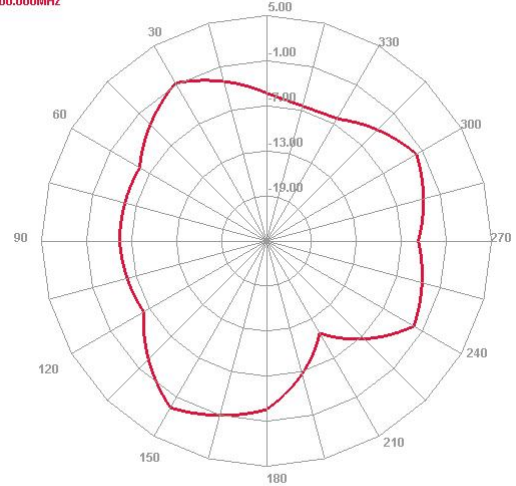
E1 Face

1800.000MHz



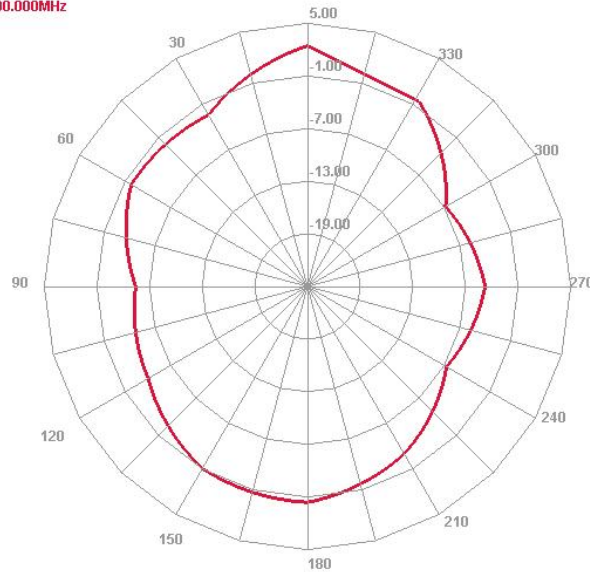
E2 Face

1800.000MHz



Horizontal

1800.000MHz



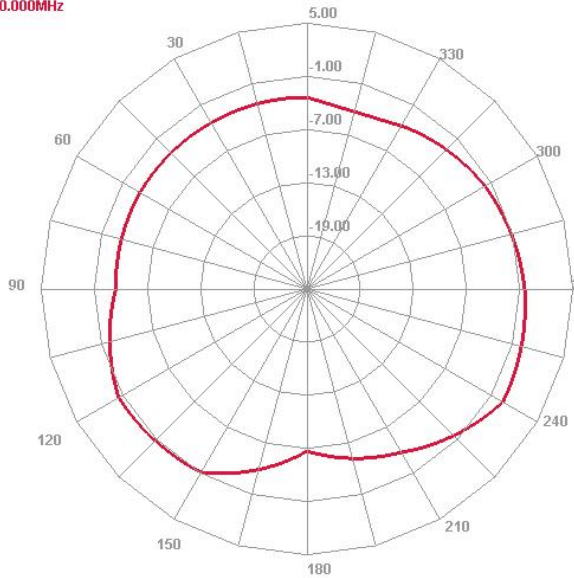
Maswell Cellular Antenna 5G 4G WiFi6 Magnet and Screw Mount

AN_5G_095-Magnet

2600MHz

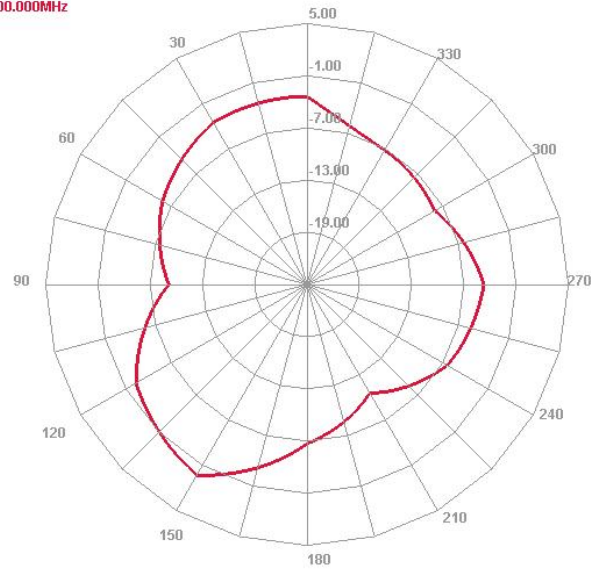
E1 Face

2600.000MHz



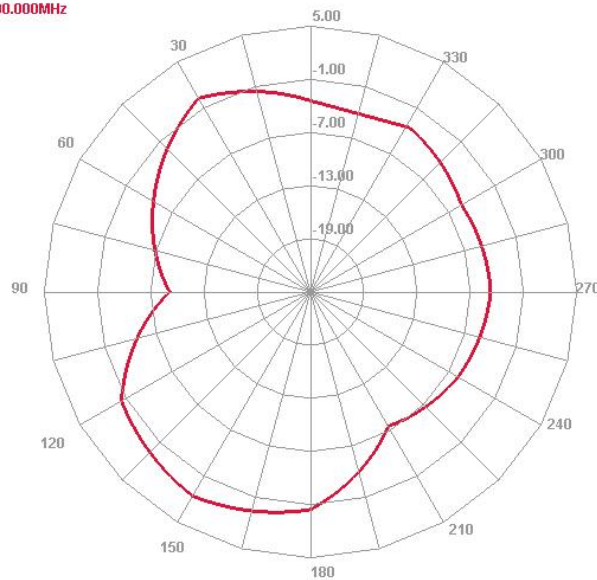
E2 Face

2600.000MHz



Horizontal

2600.000MHz





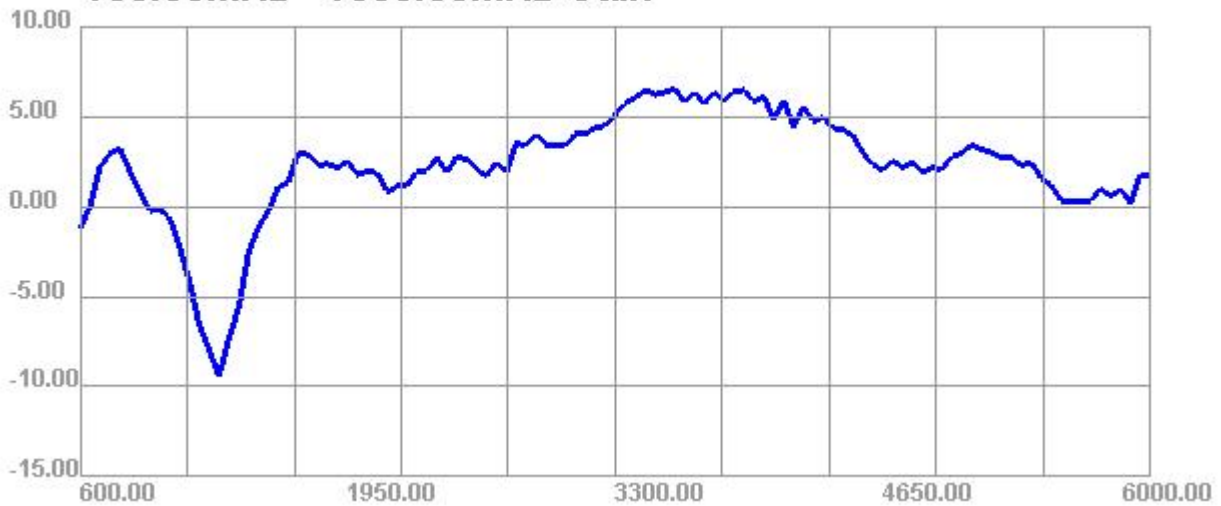
MASWELL
— 迈斯维 —

Maswell Cellular Antenna 5G 4G WiFi6 Magnet and Screw Mount

AN_5G_095-Magnet

Measured Results Gain and Efficiency

600.00MHz - 6000.00MHz Gain



600.00MHz - 6000.00MHz Efficiency

