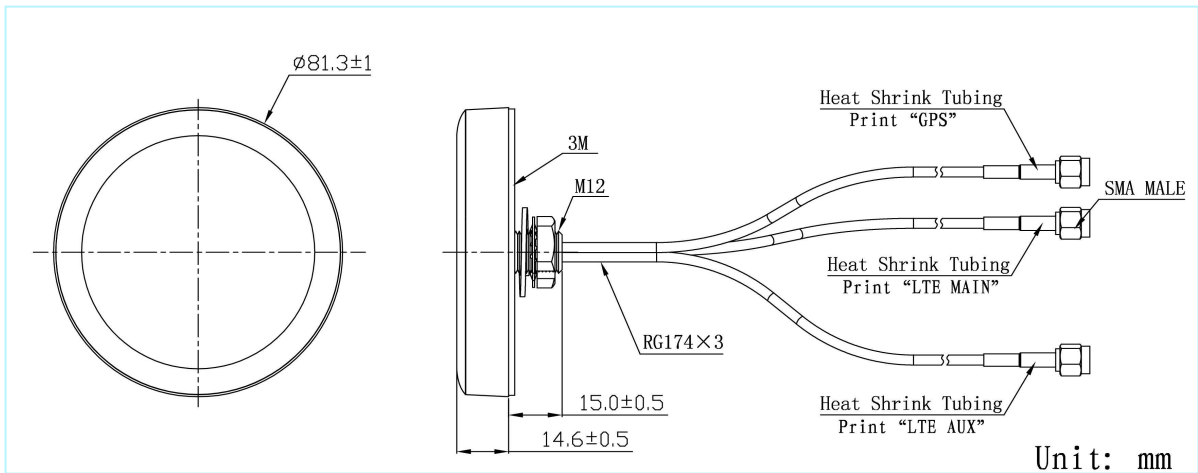


Maswell GPS+LTE MIMO Combination Antenna

AN_GPS_LTE_MIMO_046



Mechanical dimension



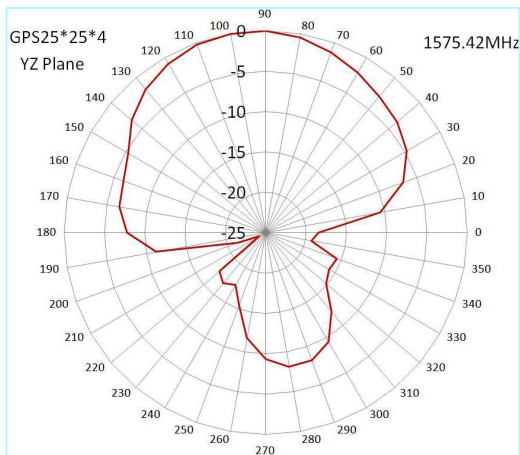
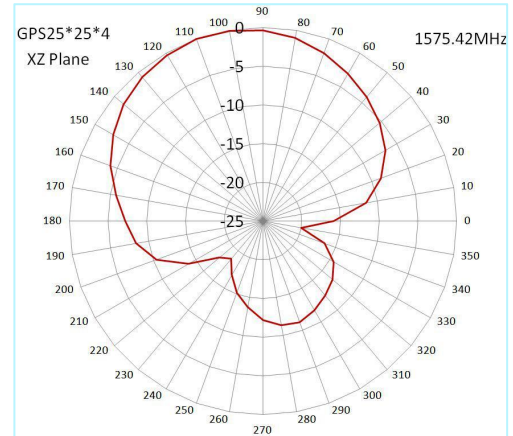
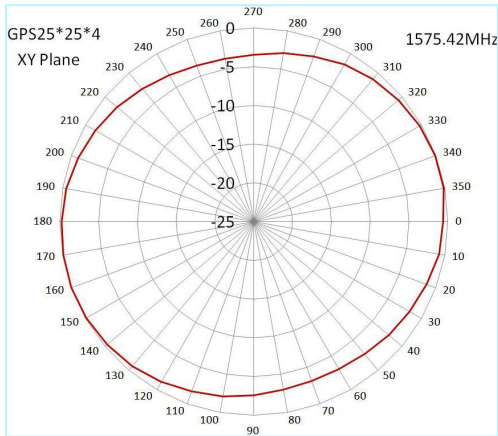
Maswell GPS+LTE MIMO Combination Antenna

Specifications

Item		Specifications	
GPS Antenna	Dielectric Antenna	Frequency Range	1575.42±3MHz
		Polarization	RHCP
		Gain	2dBic (Zenith)
		V.S.W.R	<1.5
		Impedance	50Ω
	LNA	Gain	28±2dB
		Noise Figure	<2dB
		V.S.W.R	<2.0
		Supply Voltage	3~5V DC
		Current Consumption	<20mA
LTE Antenna MAIN	Frequency Range	698~960MHz/1710~2690MHz	
	V.S.W.R	<3.0	
	Polarization	Linear	
	Gain	2.5dBi (Zenith)	
	Impedance	50Ω	
LTE Antenna AUX	Frequency Range	698~960MHz/1710~2690MHz	
	V.S.W.R	<3.0	
	Polarization	Linear	
	Gain	2.0dBi (Zenith)	
	Impedance	50Ω	
Mechanical	Cable	RG174	
	Connector	SMA	
	Material	ABS	
	Mounting Method	Screw	
Environmental	Operating Temperature	-40°C~+85°C	
	Relative Humidity	Up to 95%	
	Ingress Protection	IP67 (exclude cable outlet)	
	Vibration	10 to 55Hz with 1.5mm amplitude 2hours	
	Environmentally Friendly	ROHS Compliant	

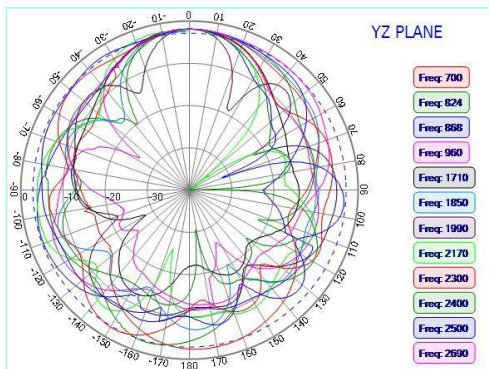
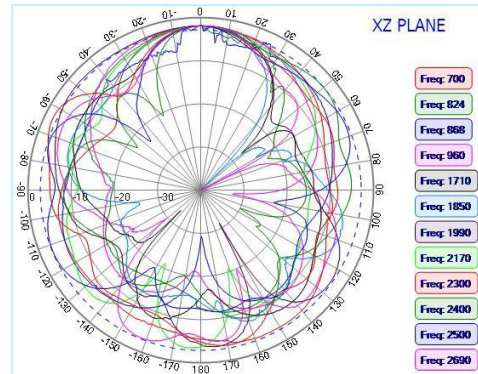
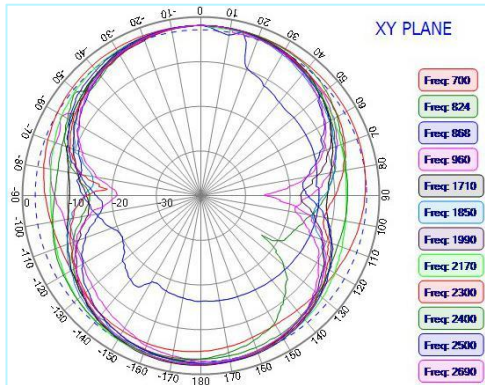
Maswell GPS+LTE MIMO Combination Antenna Radiation Patterns

GPS Antenna



Maswell GPS+LTE MIMO Combination Antenna Radiation Patterns

LTE Antenna MAIN



Maswell GPS+LTE MIMO Combination Antenna Radiation Patterns

LTE Antenna AUX

