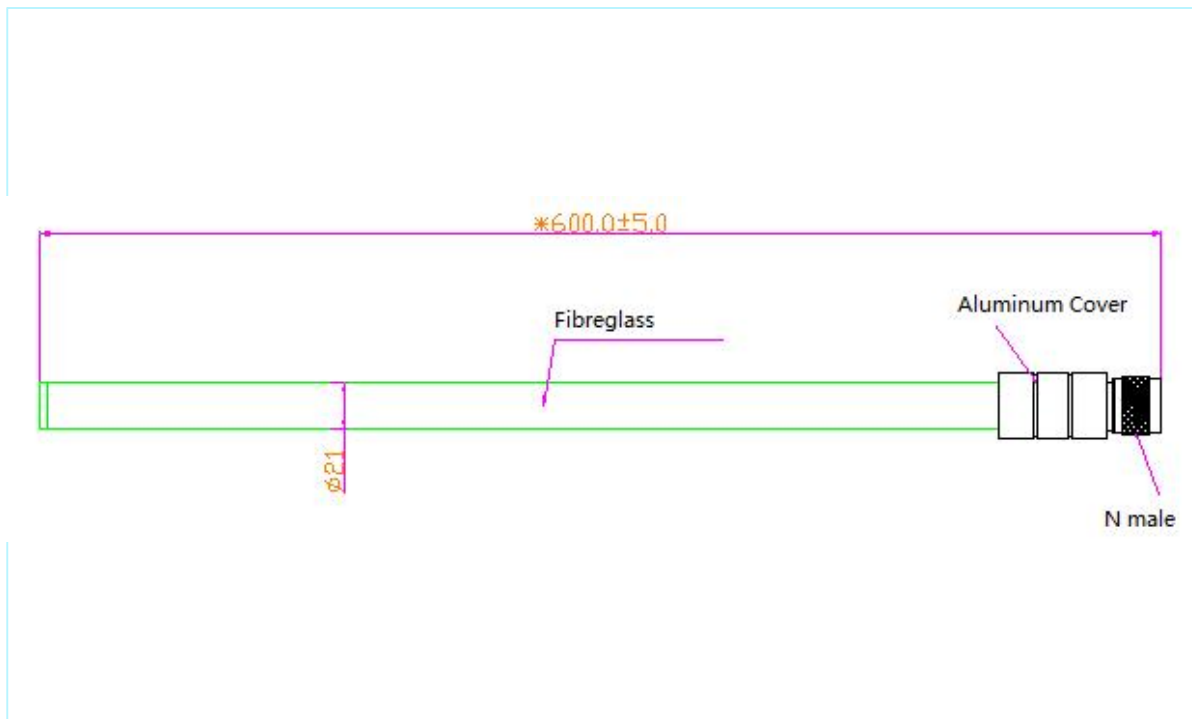


## Fibreglass antenna high gain 915MHz for Lora and Helium communication

AN.4G.915.HL



### Mechanical dimension



## Fibreglass antenna high gain 915MHz for Lora and Helium communication

AN.4G.915.HL

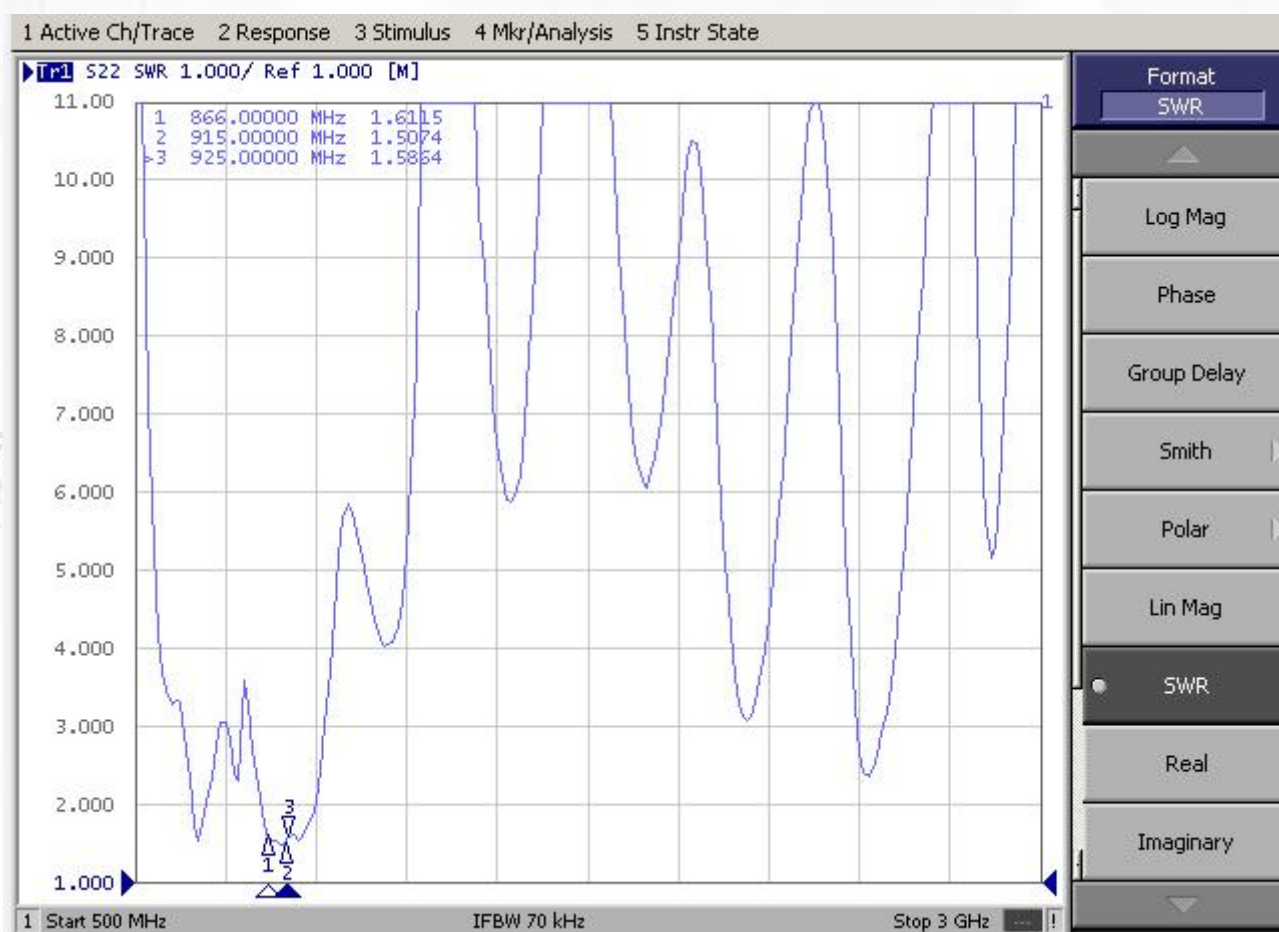
### Specifications

Item		Specifications
Antenna	Frequency Range	860~930MHz
	Gain	5dBi
	Impedance	50 Ohm
	Efficiency	>70%
	Polarization	Line
	V.S.W.R	<2
Mechanical	Dimension	600mm *21mm
	Antenna Color	Black
	Radome Material	Fiberglass
	Cable Type	SFX141 FEP
	Connector Type	N
Environmental	Operating Temperature	-40°C~+85°C
	Storage Temperature	-40°C~+85°C
	Water Proof	Yes
	Dust Proof	Yes
	Anti-corrosion	Yes
	Environmentally Friendly	ROHS Compliant

## Fibreglass antenna high gain 915MHz for Lora and Helium communication

AN.4G.915.HL

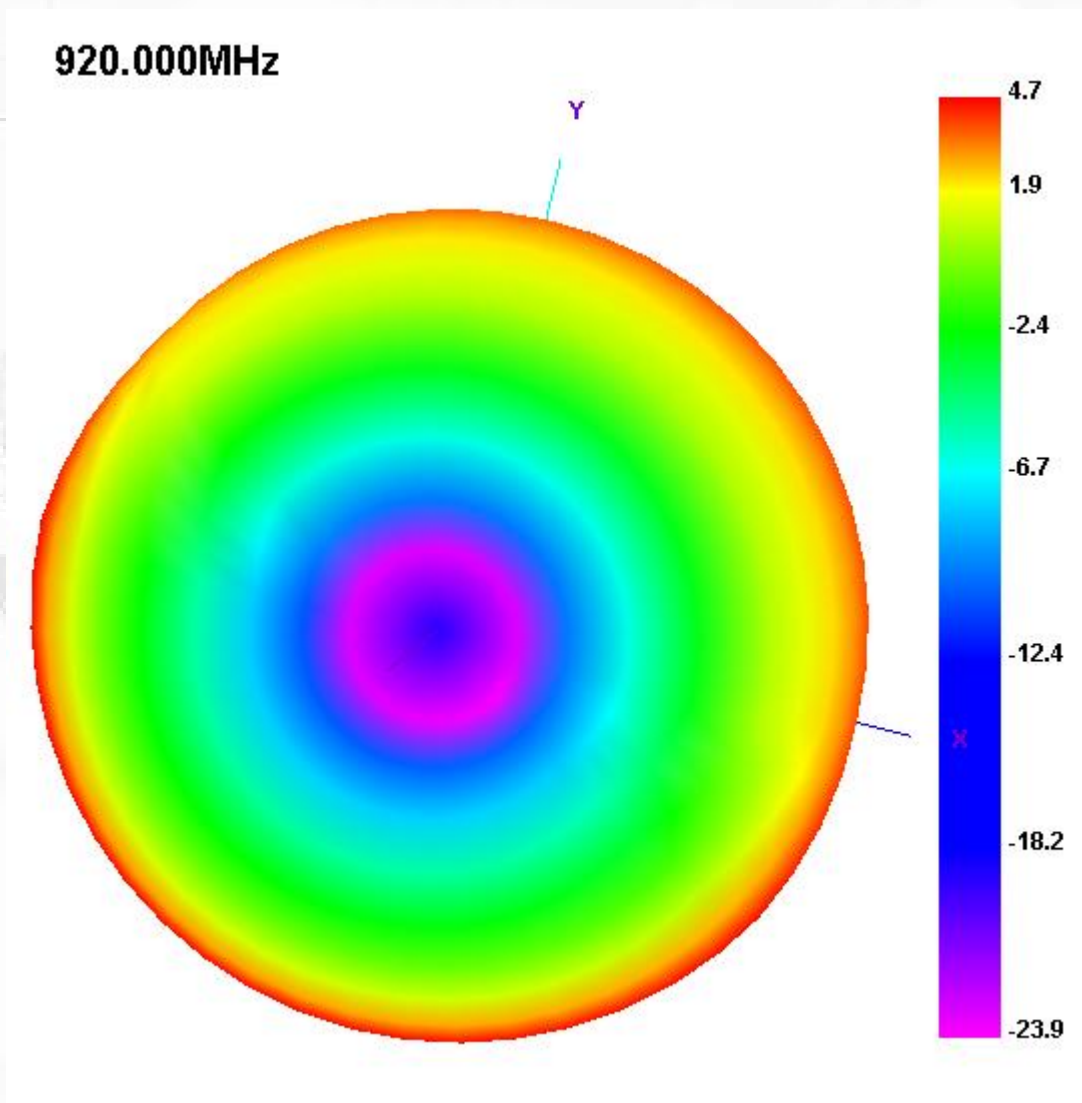
### VSWR



## Fibreglass antenna high gain 915MHz for Lora and Helium communication

AN.4G.915.HL

Radiation Pattern:920 MHz



## Fibreglass antenna high gain 915MHz for Lora and Helium communication

AN.4G.915.HL

### Measured Results Gain

Passive Test For 700		
Freq (MHz)	Effi (%)	Gain (dBi)
820	75.19	4.2
830	82.39	4.51
840	85.92	4.6
850	82.63	4.42
860	84.95	4.65
870	85.25	4.79
880	84.09	4.73
890	87.09	4.81
900	88.11	4.72
910	90.12	4.95
920	93.12	4.74
930	92.41	4.65
940	95.06	4.8
950	97.94	4.94
960	96.64	4.91
970	101.95	5.12
980	95.22	4.74
990	92.23	4.62
1000	105.77	5.3